

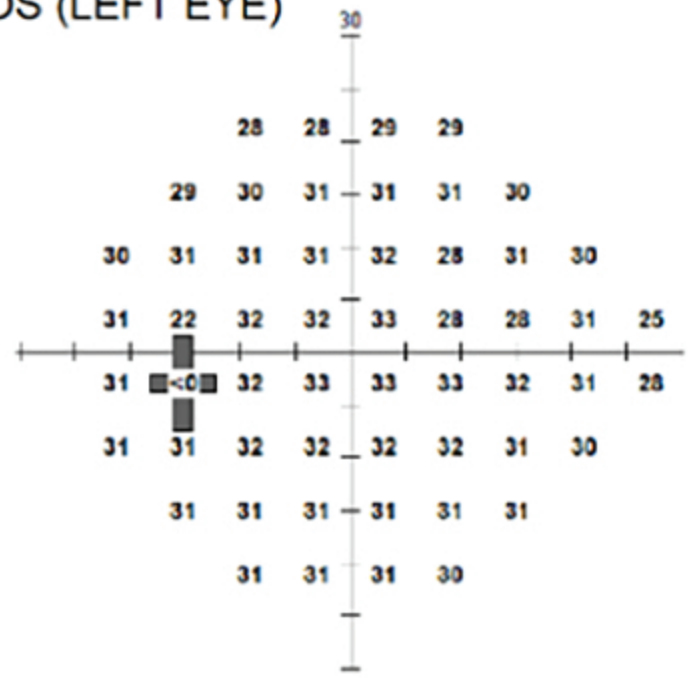
ZATA Standard

DoB: _____
 Date: 28/08/2019
 Right Rx: _____
 Pupil diameter: OD..... OS.....

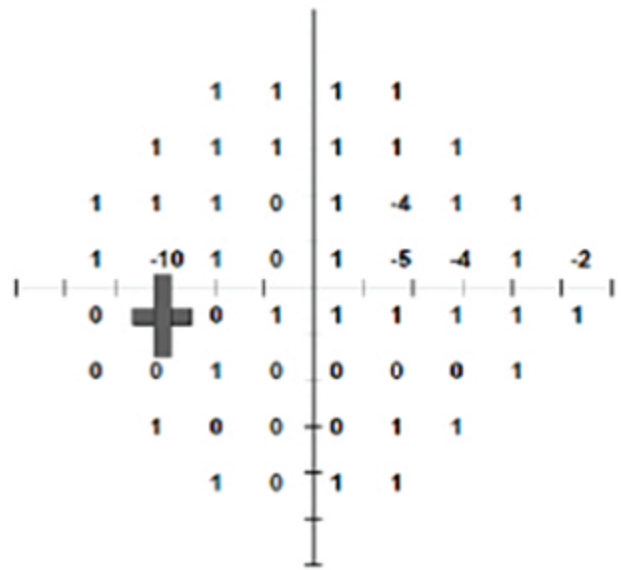
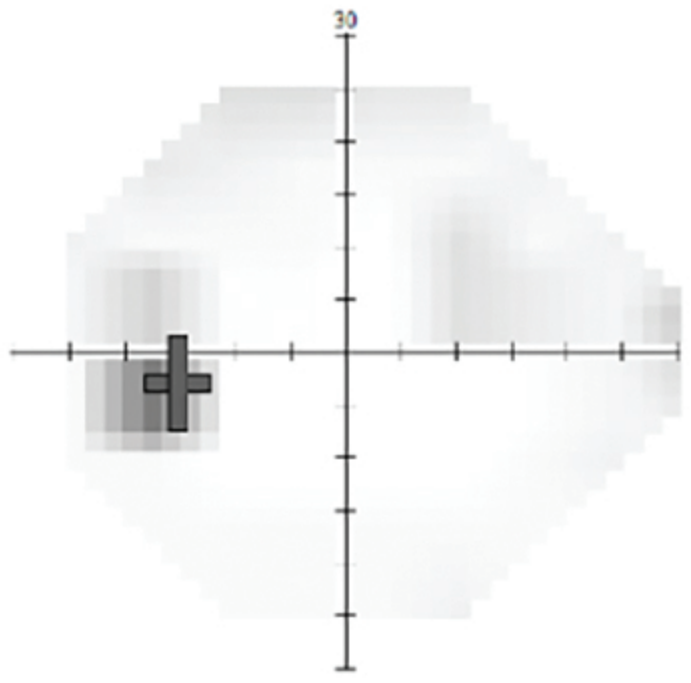
ID number: _____
 Age: 53
 Time: 16:49:18
 Left Rx: _____
 VA: OD OS

Threshold
 30/24-2
 Goldmann III white stimulus
 Background 10 cd/m2
 Blindspot Fixation Monitor
 Central fixation

OS (LEFT EYE)



Threshold dB (0=3183cd/m2)

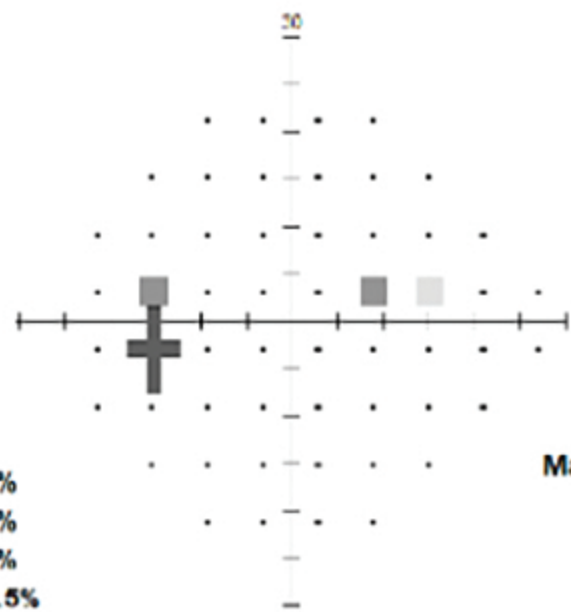
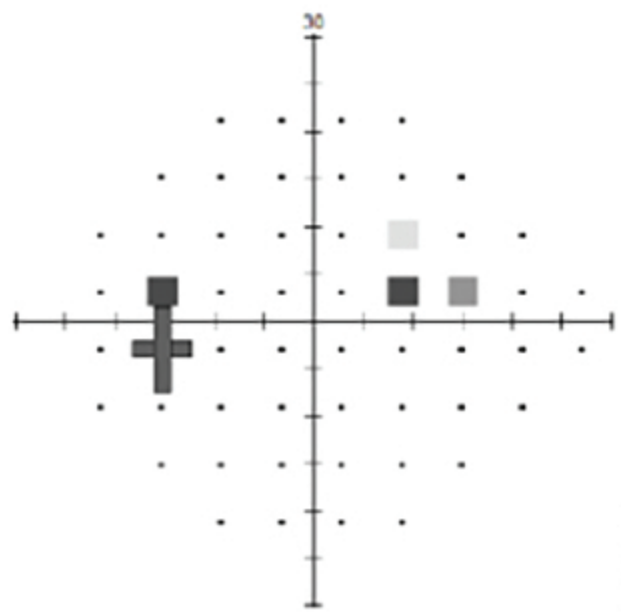


Total Defect dB



Pattern Defect dB

| | |
|-----------------|----------------------|
| Presentations | 54 |
| Fovea | Off |
| Fixation losses | 0/13 |
| False positives | 0/9 |
| False negatives | 1/3 |
| Mean Defect | 0.12 dB |
| | Within normal limits |
| Std Dev Defect | 1.46 dB |
| | Within normal limits |
| Hemifield Test | Borderline p<10% |



Legend:
 <5%
 <2%
 <1%
 <0.5%

BBR Optometry
 Marbury House, 38 St Owen Street
 Hereford
 HR1 2PR